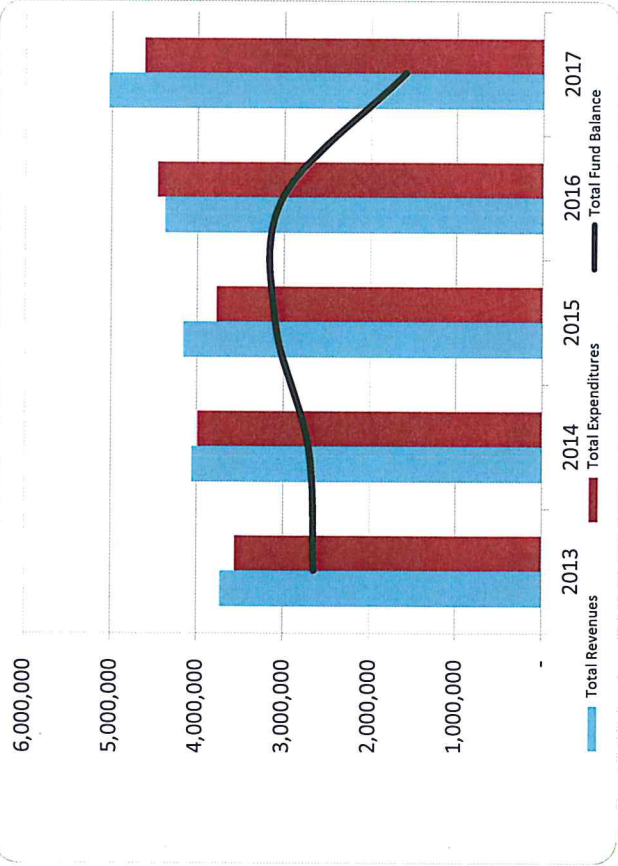
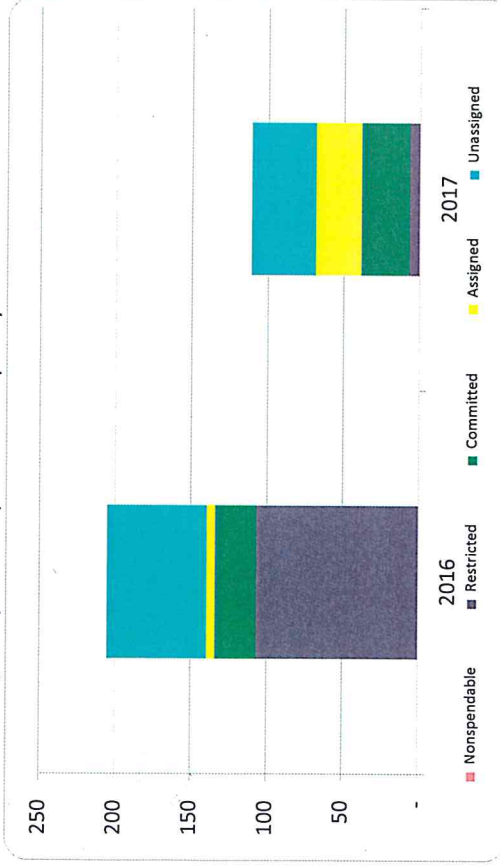


CITIZEN'S GUIDE TO LOCAL UNIT FINANCES - Bangor Charter Township (010)

1. How have we managed our governmental fund resources (fund balance)?



3. Fund balance per capita - compared to the prior year

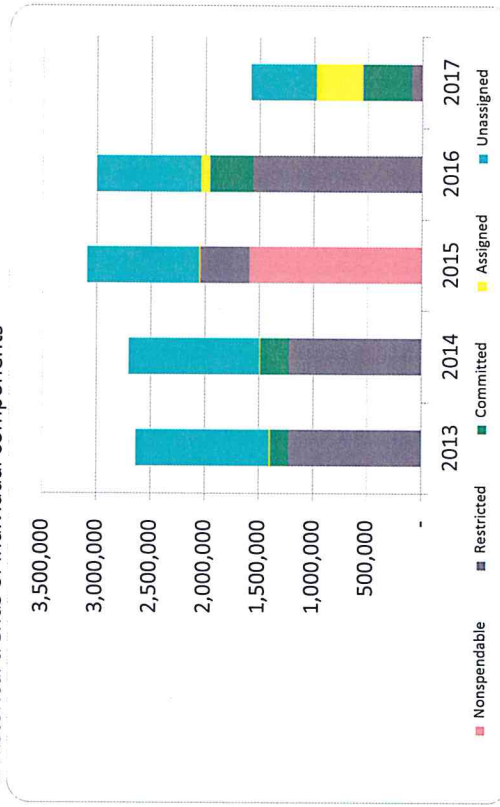


FINANCIAL POSITION

2. Compared to the prior year

	2016	2017	% change
Revenue	4,797,000	4,703,000	-1.96%
Expenditures	5,155,000	4,296,000	-16.66%
Surplus (shortfall)	(358,000)	407,000	-213.69%
Fund balance, by component:			
Nonspendable	27,755	2,132	-92.32%
Restricted	51,000	27,559	-45.96%
Committed	375,265	371,121	-1.10%
Assigned	229,901	135,296	-41.15%
Unassigned	457,729	842,486	84.06%
total fund balance	1,141,650	1,378,594	20.75%

4. Historical trends of individual components



Commentary:

#REF!