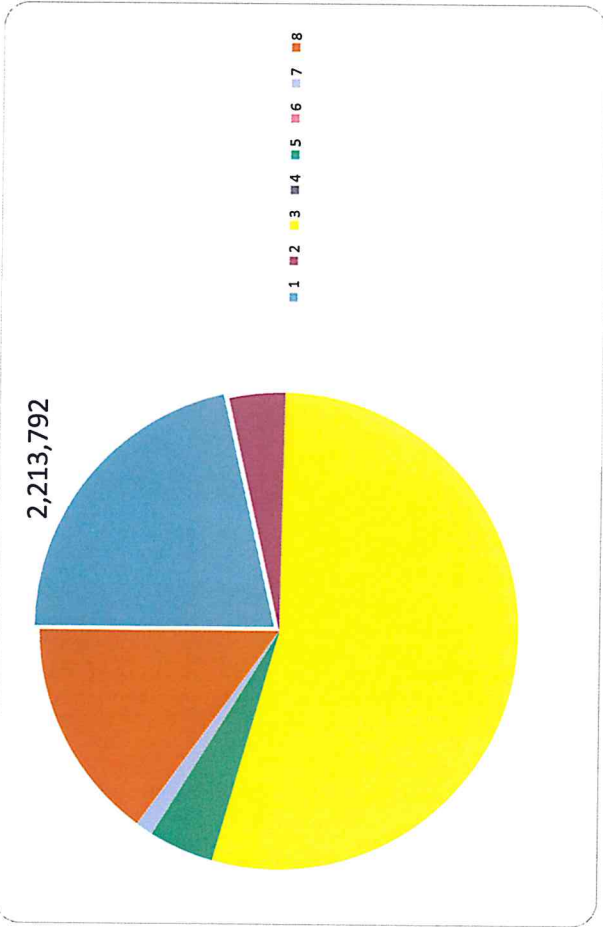


CITIZEN'S GUIDE TO LOCAL UNIT FINANCES - Bangor Charter Township (010)

REVENUES

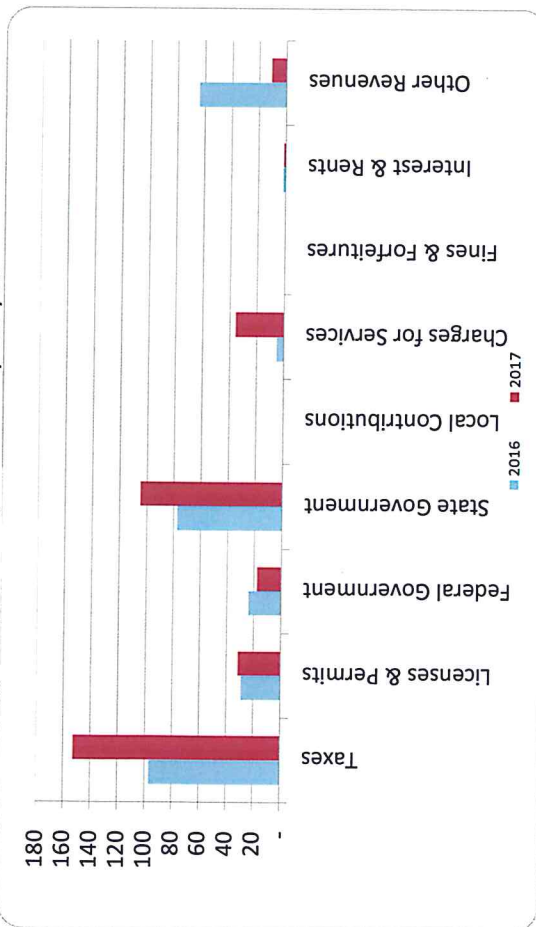
1. Where our money comes from (all governmental funds)



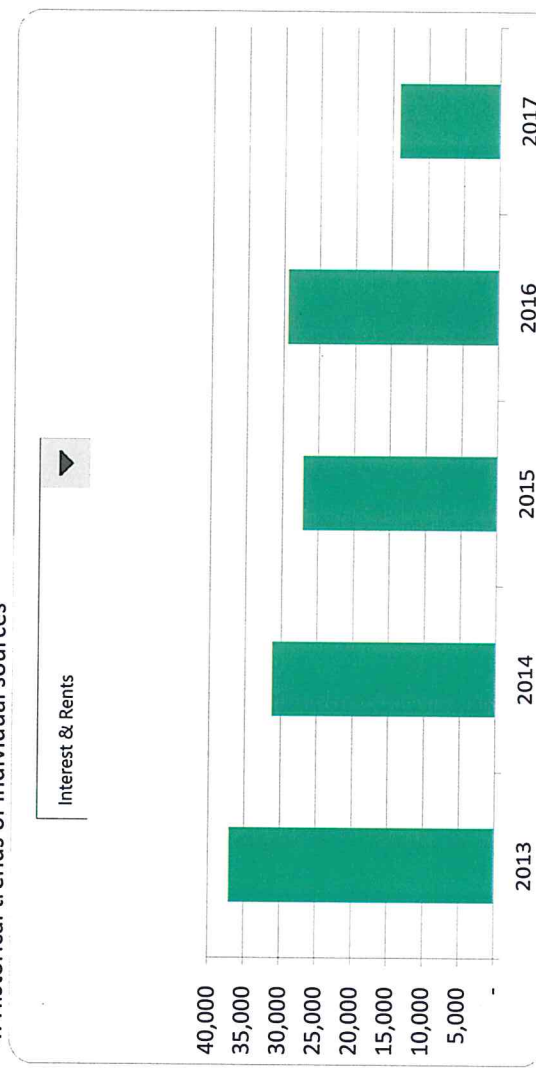
2. Compared to the prior year

	<u>2016</u>	<u>2017</u>	<u>% change</u>
Taxes	\$ 2,204,000	\$ 2,213,792	0.44%
Licenses & Permits	443,000	534,000	20.54%
Federal Government	273,000	94,000	-65.57%
State Government	1,586,000	1,348,452	-14.98%
Local Contributions	-	-	N/A
Charges for Services	125,000	109,000	-12.80%
Fines & Forfeitures	-	-	N/A
Interest & Rents	25,000	29,205	16.82%
Other Revenues	141,000	374,551	165.64%
Total Revenues	\$ 4,797,000	\$ 4,703,000	-1.96%

3. Revenue sources per capita - compared to the prior year



4. Historical trends of individual sources



Commentary: