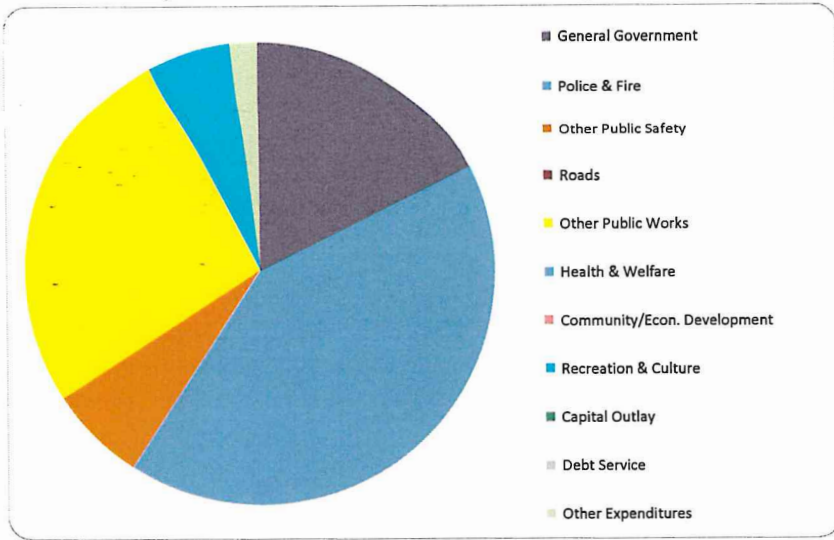


CITIZEN'S GUIDE TO LOCAL UNIT FINANCES - Bangor Charter Township (010)

EXPENDITURES

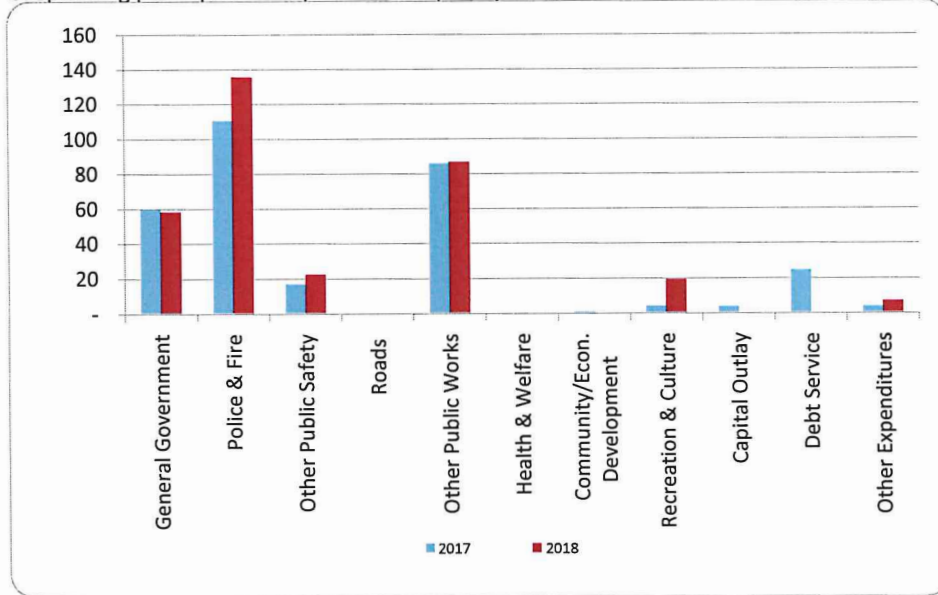
1. Where we spend our money (all governmental funds)



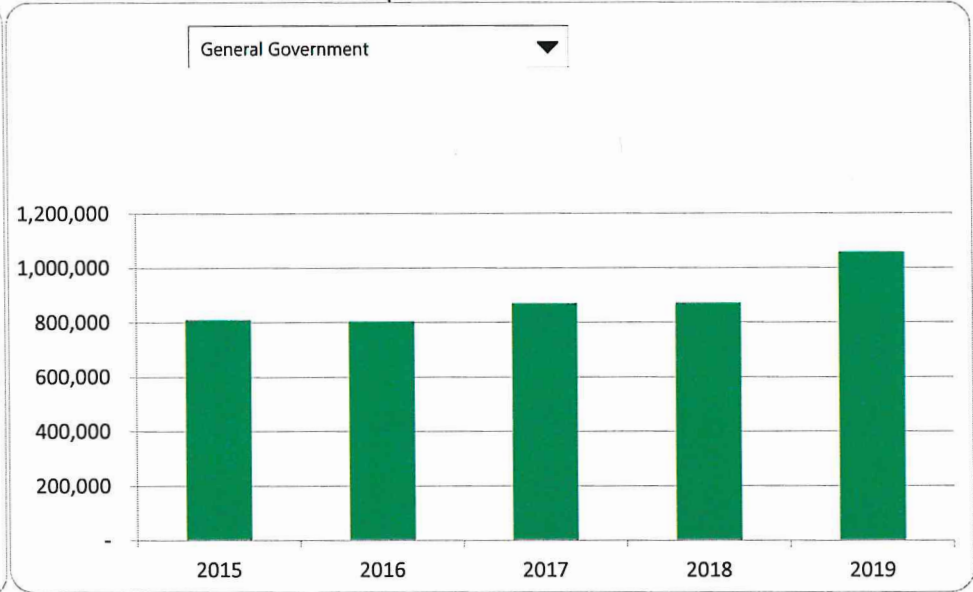
2. Compared to the prior year

	<u>2018</u>	<u>2019</u>	<u>% change</u>
General Government	\$ 810,000	\$ 864,000	6.67%
Police & Fire	\$ 1,897,000	\$ 2,048,000	7.96%
Other Public Safety	\$ 306,000	\$ 281,000	-8.17%
Roads	\$ -	\$ -	N/A
Other Public Works	\$ 1,210,000	\$ 1,549,000	28.02%
Health & Welfare	\$ -	\$ -	N/A
Community/Econ. Development	\$ -	\$ -	N/A
Recreation & Culture	\$ 261,000	\$ 585,000	124.14%
Capital Outlay	\$ -	\$ -	N/A
Debt Service	\$ -	\$ -	N/A
Other Expenditures	\$ 89,000	\$ 48,000	-46.07%
Total Expenditures	\$ 4,573,000	\$ 5,375,000	17.54%

3. Spending per capita - compared to the prior year



4. Historical trends of individual departments:



Commentary: