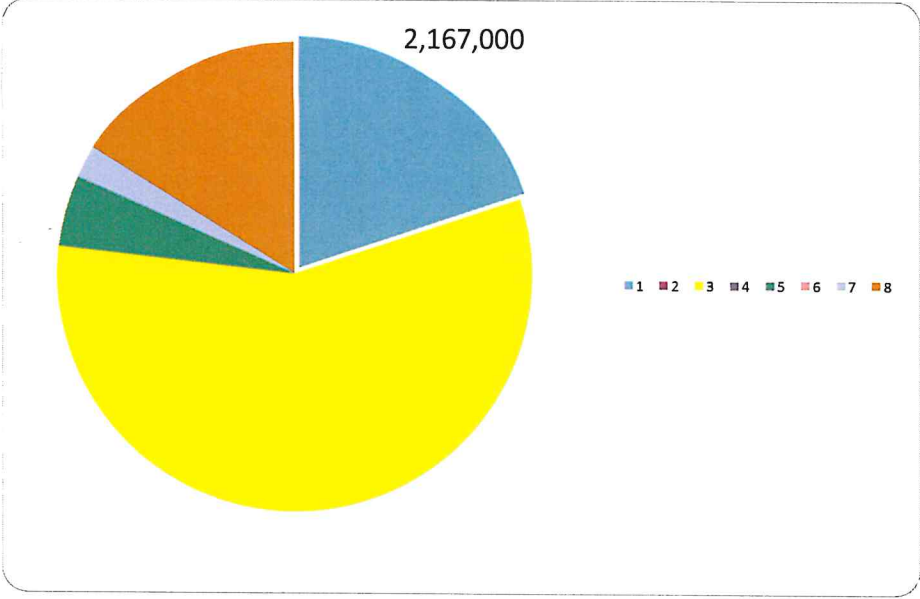


**CITIZEN'S GUIDE TO LOCAL UNIT FINANCES - Bangor Charter Township (010)**

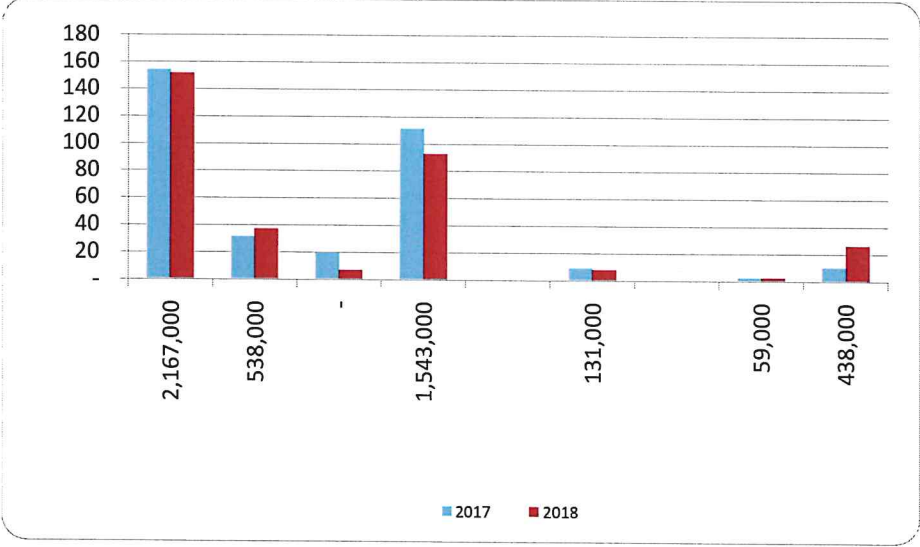
1. Where our money comes from (all governmental funds)



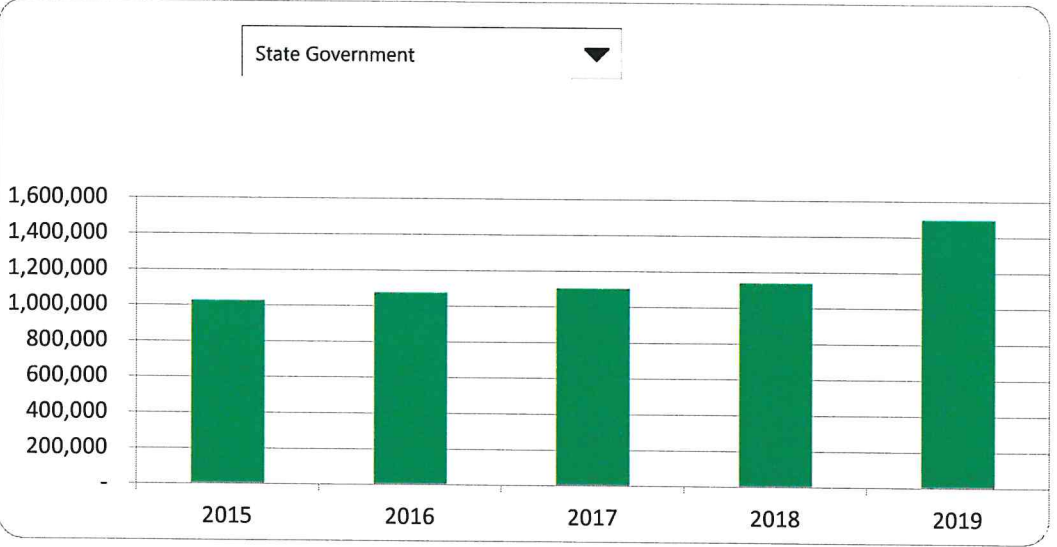
2. Compared to the prior year

	2018	2019	% change
Taxes	\$ 2,167,000	\$ 2,829,000	30.55%
Licenses & Permits	\$ 538,000	\$ 507,000	-5.76%
Federal Government	\$ -	\$ -	N/A
State Government	\$ 1,543,000	\$ 1,987,598	28.81%
Local Contributions	\$ -	\$ -	N/A
Charges for Services	\$ 131,000	\$ 127,000	-3.05%
Fines & Forfeitures	\$ -	\$ -	N/A
Interest & Rents	\$ 59,000	\$ 85,114	44.26%
Other Revenues	\$ 438,000	\$ 387,901	-11.44%
<b>Total Revenues</b>	<b>\$ 4,876,000</b>	<b>\$ 5,923,613</b>	<b>21.49%</b>

3. Revenue sources per capita - compared to the prior year



4. Historical trends of individual sources



Commentary: