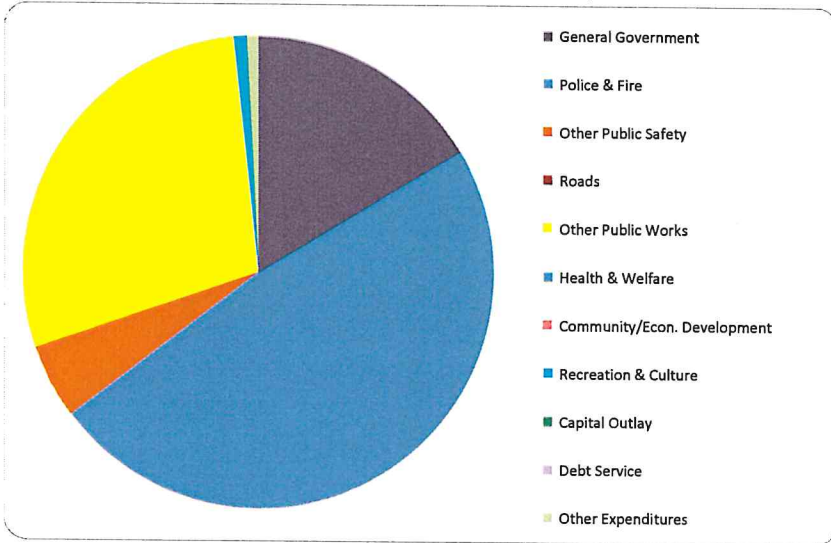


CITIZEN'S GUIDE TO LOCAL UNIT FINANCES - Bangor Charter Township (010)

EXPENDITURES

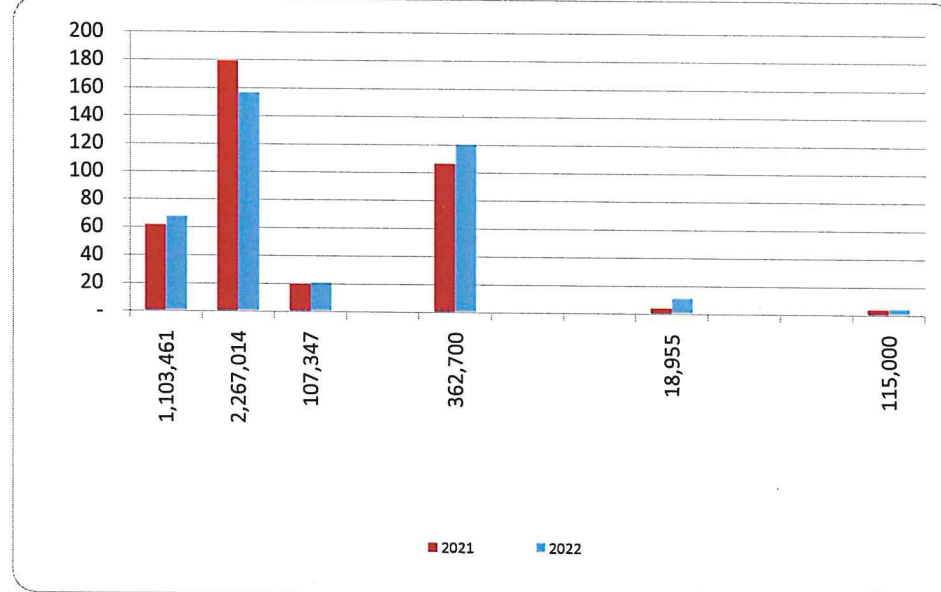
1. Where we spend our money (all governmental funds)



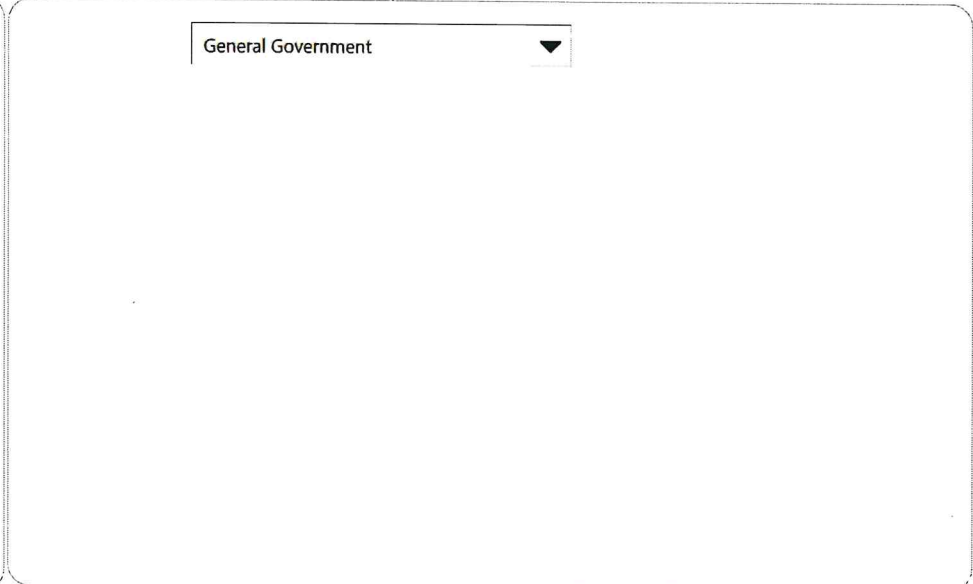
2. Compared to the prior year

	2020	2021	% change
General Government	\$ 886,000	\$ 977,000	10.27%
Police & Fire	\$ 2,609,000	\$ 2,283,000	-12.50%
Other Public Safety	\$ 276,000	\$ 284,000	2.90%
Roads	\$ -	\$ -	N/A
Other Public Works	\$ 1,544,000	\$ 1,751,000	13.41%
Health & Welfare	\$ -	\$ -	N/A
Community/Econ. Development	\$ -	\$ -	N/A
Recreation & Culture	\$ 48,000	\$ 150,000	212.50%
Capital Outlay	\$ -	\$ -	N/A
Debt Service	\$ -	\$ -	N/A
Other Expenditures	\$ 45,000	\$ 48,000	6.67%
Total Expenditures	\$ 5,408,000	\$ 5,493,000	1.57%

3. Spending per capita - compared to the prior year



4. Historical trends of individual departments:



Commentary:

#REF!