


CITIZEN'S GUIDE TO LOCAL UNIT FINANCES - Bangor Charter Township (010)

1. How have we managed our governmental fund resources (fund balance)?

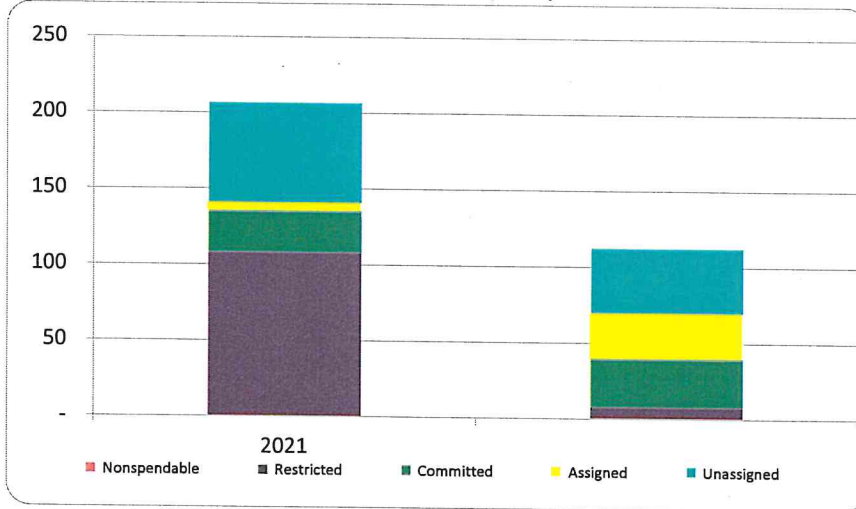


FINANCIAL POSITION


2. Compared to the prior year

| | <u>2020</u> | <u>2021</u> | <u>% change</u> |
|-----------------------------|------------------|------------------|-----------------|
| Revenue | 5,391,000 | 6,002,000 | -11.33% |
| Expenditures | 5,408,000 | 5,493,000 | -1.57% |
| Surplus (shortfall) | 886,000 | 977,000 | -10.27% |
| Fund balance, by component: | | | N/A |
| Nonspendable | 4,091 | 6,279 | -53.48% |
| Restricted | 264,897 | 353,793 | -33.56% |
| Committed | 363,919 | 363,919 | 0.00% |
| Assigned | 53,800 | 53,688 | 0.21% |
| Unassigned | 1,935,797 | 2,262,087 | -16.86% |
| total fund balance | <u>2,622,504</u> | <u>3,039,766</u> | <u>-15.91%</u> |

3. Fund balance per capita - compared to the prior year



4. Historical trends of individual components



Commentary: