

BANGOR TOWNSHIP FIRE DEPARTMENT



**2019
ANNUAL REPORT**

Mission Statement

We pledge to provide the community with the best possible all-hazard prevention, education, and emergency response services for the preservation of life, property, and environment.

Vision Statement

To be a model of excellence in providing customer-oriented, all-hazard services for our residents, businesses, and visitors of Bangor Township.

Core Principles

Pride
Safety
Respect
Integrity
Compassion
Professional

Strategic Goals

1. Provide all-hazard services that exceed our customers' expectation in support of our mission.
2. Continually develop partnerships as an educational means to create a safer community.
3. Practice fiscal responsibility with the public's resources.
4. Recruit and develop all staff as a part of a succession plan.
5. Facilities, apparatus, and equipment will be maintained and replaced with respect to available resources.
6. Review goals and statements annually for progress and/or adjustments.



Incidents



Interacting



Training

Table of Contents

Department Statements, Principles & Goals	Page 1
Table of Contents	Page 2
Fire Chief's Message	Page 3
Personnel	Page 4 - 5
Equipment	Page 5
Fire Prevention / Education	Page 6
Vehicle Fleet	Page 7
Facilities	Page 7 - 8
Grants & Gifts	Page 8
Community Outreach	Page 9
Training	Page 10
2019 Quick Incident Statistics	Page 11
Appendix 1 – Breakdown by Major Incidents	Page 11
Appendix 4 - 10 Year Call Breakdown by Type	Page 12
Appendix 2 - 15 Year Call Volume Graph	Page 12
Appendix 3 - EMS Call by Complaint Graph	Page 13

Fire Chief's Message

On behalf of the men and women who make up the Bangor Township Fire Department (BTFD), it is my pleasure to present this 2019 Annual Report. This report not only serves to document 2019 Department activities, but also helps confirm our actions are consistent with our mission and helps guide our future planning. We would also like to gratefully acknowledge the continued financial support of our residents, who in 2019 voted to increase our millage, providing us with much needed operational funds.

In addition to statistical data, this report also reflects on our accomplishments and challenges from 2019. A few accomplishments include no major firefighter injuries/deaths, increased training hours, several new pieces of life saving equipment placed in-service, and we spend less than 93% of our budget. A few of our challenges included recruitment/retention issues, capital funding, and an increasing call volume. 2019 had the highest call volume in the history of the Department with 2339 requests for service, or a daily average of 6.4 calls. Regardless of whether we celebrate accomplishments or struggle with challenges, we face them together as team.

I am proud of the BTFD workforce who day after day honor the highest traditions of the fire service by providing assistance to the residents, businesses, and visitors to Bangor Township. The Department would also like to say thank you for the continued support from the Township Board.

Respectfully submitted,

Rob Glenn

Fire Chief

Personnel

Bangor Township Fire Department's greatest asset is our personnel. Ten of the fire personnel are paid-on-call (POC) firefighters. POC firefighters are called upon for larger incidents and when the workload is greater than can be handled by shift personnel. BTFD is always looking for qualified people to join our team. If you have an interest in becoming a POC firefighter feel free to contact us at 989-684-8504.

The below list of names represents our 2019 roster. To each firefighter who served in 2019, thank you for your continued efforts.

Name	Year Hired	Rank
K. Borse	2019	Firefighter/EMT
F. Bradley	2017	Firefighter
J. Feinauer	2009	Firefighter/EMT
M. Galloner	1995	Captain/EMT
R. Glenn	2014	Chief/Paramedic
D. Hamm	2019	Firefighter/EMT
J. Jacobs	1997	Firefighter/EMT
J. Koons	1996	Captain/EMT
J. LaLonde	2019	Firefighter
B. Lanning	2013	Firefighter/EMT
D. Middleton	1978	Sergeant/EMT
K. Middleton	2005	Firefighter
K. Moore	2016	Firefighter
R. Moore	2007	Firefighter/EMT
W. Phillips	2013	Firefighter/EMT
A. Rahn	2015	Firefighter/EMT
C. Risner	2016	Firefighter/EMT
M. Royer	1995	Captain/Paramedic
M. Sarnowski	2006	Firefighter/EMT
S. Schuch	2006	Firefighter/Paramedic
J. Starkey	1997	Assistant Chief/Paramedic
R. Struck	2014	Firefighter/MFR
S. Sturm	1989	Sergeant/EMT
A. Tennant	2009	Firefighter/Paramedic
J. Tomaszewski	2001	Firefighter/EMT
K. Vanderwall	2019	Firefighter/EMT

In 2019 our most senior career firefighter, George Strieter, retired. FF Strieter selflessly served the community for 34 years. We congratulate George on this accomplishment and wish well in retirement.



BTFD welcomed three new hires in 2019. FF Borce was hired full time to replace FF Strieter. FF's LaLonde and Vanderwall were hired as POC's and started the fire academy in December.



FF. J. LaLonde



FF. K. Borce



FF. K. Vanderwall

Equipment

New equipment placed in-service this year includes:



Extrication Rams



Dry suits and ice boots



Stabilization struts




SCBA

Fire Prevention & Education

Fire Prevention Week is set aside specifically every October to commemorate the almost 300 people who perished in the 1871 Great Chicago Fire. However, the BTFD takes its fire prevention seriously more than one week of the year. We try to honor those who have perished by fire through education and code enforcement.

2019 prevention and education efforts

<u>2019</u>	<u>Totals</u>	<u>Kids</u>	<u>Adults</u>
Station Tours	25	78	51
Pub Ed/Public Relations	29	1326	260
Burn Permits	178	N/A	N/A
Fire Marshal Review	15	N/A	N/A
Fire Marshal Inspections	29	N/A	N/A
Engine Co. Inspects	27	N/A	N/A
Smoke Detectors	17	N/A	N/A
Home Key Boxes	19	N/A	N/A
Car Seat Installs	21	N/A	N/A



Fire Prevention Week & Poster Contest Winners L. Goley-Bangor West & J. Gross-Bangor Lincoln



All hands-on deck for Fire Prevention Week at Bangor Lincoln

IF you have any questions related to fire safety, services we provide, or to schedule a fire station tour, feel free to contact us at 989-684-8504.

Vehicle Fleet

The total spent on vehicle repair and maintenance in 2019 was \$44,028.68, with \$20,028.17 spent on parts and \$24,003.51 for labor. The 2019 amount is nearly double that of the 2018 total. These numbers do not include ladder or fire pump testing which is required on an annual basis.

<u>Vehicle ID</u>	<u>Year</u>	<u>Make/Model</u>
Engine 6-2 (97E1)	1997	Pierce Saber with 1250 GPM pump & 1000-gallon water tank
Engine 7 (00E2)	2000	Pierce Saber with 1250 GPM pump & 1000-gallon water tank
Chief 6 (06C1)	2006	Chevrolet Suburban
Rescue 6 (07R1)	2007	Chevrolet Suburban
Aerial 7 (07A1)	2008	Ferarra Intruder 2 (77' Ladder) with 1500 GPM pump & 400-gallon water tank
Car 7 (08U1)	2008	Chevrolet 3500 Pickup Truck
Boat 7 (10B1)	2010	USA Rescue Sea Wolf
Engine 6 (10E3)	2010	Rosenbauer / Freightliner with 1250 GPM pump & 1000-gallon water tank
Rescue 7 (15R2)	2015	Ford F350 Pickup Truck

Facilities

Bangor Township's first fire station was originally constructed at 3921 Wheeler Road in 1956 and has received several modifications since then. This building is in reasonable shape, however, has limitations on vehicles and equipment it can house due to number of bays and ceiling height.

Station 6 located at 1000 W. North Union was converted from a plumbing shop in 1963 and covers the south end of the Township. This aging station also has limitations on the size of vehicles and equipment it can house. Additionally, firefighter health, location, and age of the building are all concerns with this current building. Evaluation of Station 6 needs to be performed to determine if the needs of the community are best met, and plans made for any changes necessary.

Both fire stations have significant issues including security, energy efficiency, and lack of vehicle exhaust handling systems, with the latter being a significant health concern. Funding for a previously recommended long-term building modification/replacement plan was started in the 2019 budget.



Fire Station 6



Fire Station 7

Grants & Gifts

In order to ease the financial burden on the Township, alternative funding sources are sought. Grants from public or private concerns are pursued, with individual donations also being accepted. The following organizations provided cash donations in 2019:

- | | | |
|-----------------------|------------|----------------------|
| 1. Marathon Petroleum | \$5,000.00 | TFT Blitzfire nozzle |
| 2. Individual gift | \$750.00 | Use to be determined |

Additional non-cash donations were also gratefully accepted from the below businesses in 2019:

1. American Red Cross
2. Bay Area Rental
3. Serv-A-Pure
4. The Home Depot
5. Village Towing
6. Walmart

The above gracious acts of kindness allowed the Department to purchase life-saving items and services that we would have had trouble obtaining otherwise, and for this we thank them.

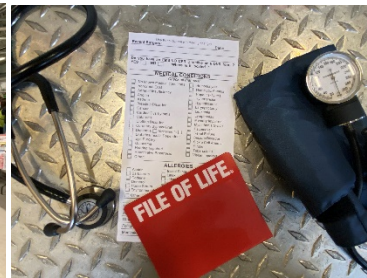
Community Outreach

Bangor Township firefighters conducted various acts of community outreach in 2019. A few examples have been listed below:

1. Blood pressure screening
2. John Glenn High School Parade
3. Donations to victims of structure fires
4. Participation with Toy's for Tot's
5. Donations to the Good Samaritan Rescue Mission
6. File of Life program
7. Brian's House
8. Shop with a Hero at Walmart
9. Car seat installation



Shop with a Hero



File of Life Program



John Glenn HS Homecoming Parade



Car Seat Install

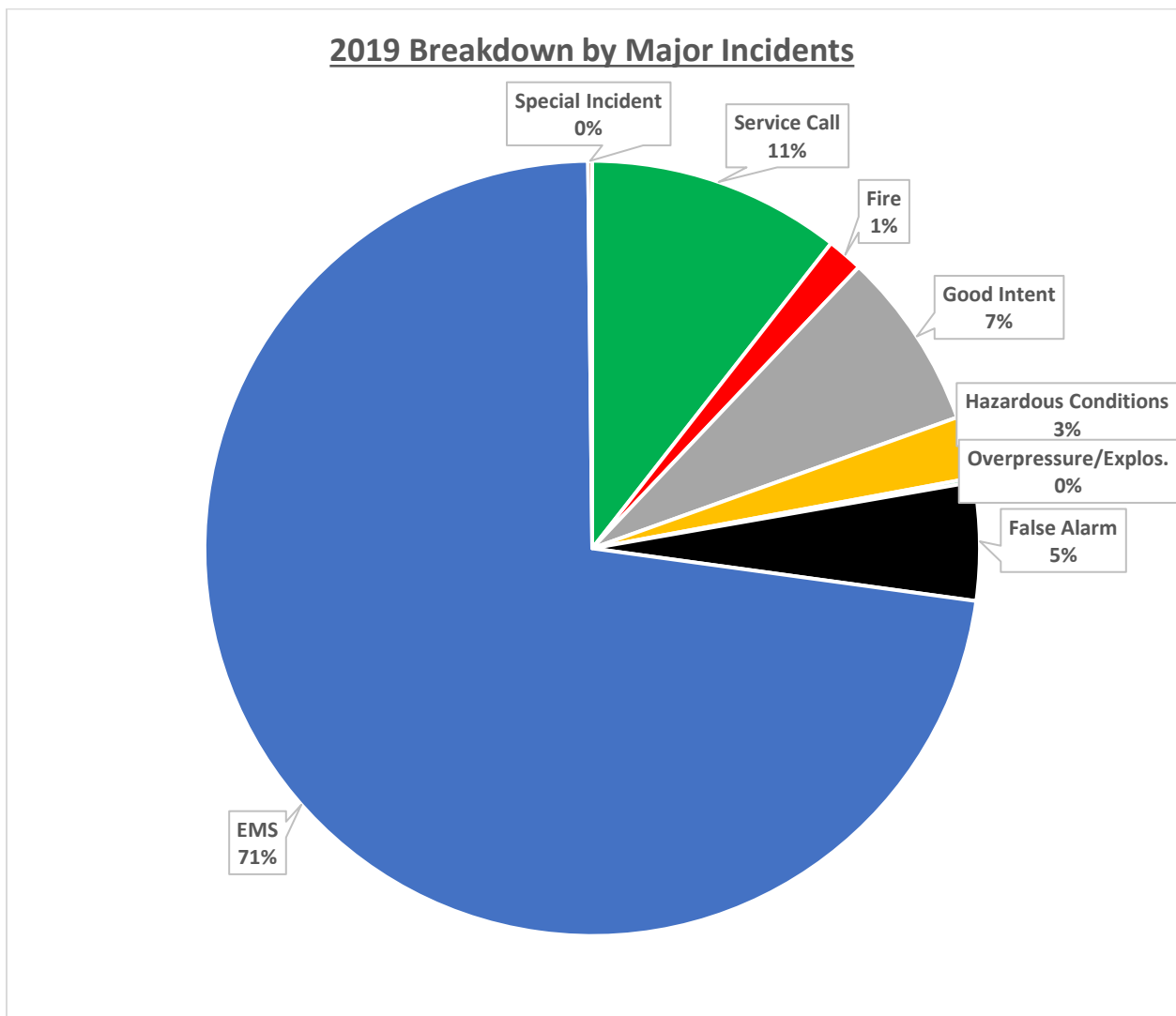
Training

Training is a daily event in Bangor, with a 2019 total of 3187 hours. Training occurs days, nights, and weekends, and was crucial in reducing Bangor's ISO (insurance) rating down from five to four. The below chart shows training topics covered during 2019:

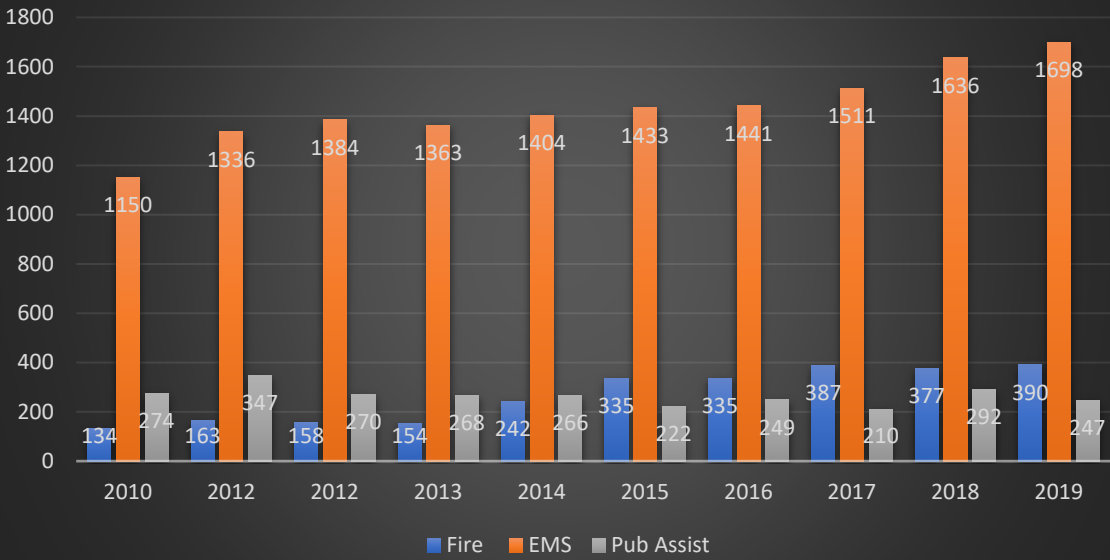
<u>In-House Training</u>	<u>Outside Training</u>	<u>Shift Training</u>
Adult & Pediatric Airway	Active Shooter	After Action Reviews
Blood borne Pathogens	Be A Powerful Instructor Now	Aerial Operations
Boat 7 Operations	Boat Operations	Bleeding Control
Cardiac Emergencies	Charleston 9 – Change Following Tragedy	Boat 7 Operation
Collaboration with Towing Operations	Child Car Seat Installation	Bravest On-Line (Various Topics)
Communicable Diseases	Chimney Fires	Building Construction
Communications	Communications	Cellar Nozzles
CPR/AED Recertification	DEQ Open Burning	Communications
Emergency Driving	Educational Methodologies	Community Familiarization
Engine Checks / Engineer Training	Commercial Fireground Operations	Dispatch Observation
Fire Investigation	Emergency Driving	Fire Ground Operations
Forcible Entry	Extreme Leadership	Fire & EMS Reporting
Hazardous Materials	Fire Inspection	Fire Extinguishers
I-Gel Airways	Fire Fatality Investigation	Fire Service Suicide Prevention
Ice Rescue	Fire Service Law	FIT Testing
Incident Command System	Firefighter I & II	Fuel Transportation Emergencies
Hose Testing and Loads	Firefighter Cancer Prevention	Hose Load
Landing Zones	Flashover Trailer	Ice Rescue
Musculoskeletal Injuries	Fuel Transportation Fires	Infrared Thermometers
Patient Assessment / Trauma	Fully Involved Leadership	Ground Ladders
Pediatric Medicals	Hazardous Materials	Harassment Identification & Prevention
Pediatric Medications	Health & Safety Officer	Marathon Site Visit
Poisoning / OD	Human Trafficking	Physical Fitness
Rapid Intervention Team / Mayday	I/C Refresher	Policy & Procedure Review
Ropes & Knots	ICS 300	Pre-Fire Surveys
Salvage & Overhaul	Incident Management	Reading Smoke
Scene Traffic Safety	Incident Command System	Ropes & Knots
Search & Rescue	Incident Safety Officer	Stop the Bleed
SCBA & Fit Testing	Marijuana & Sales Facilities	Suicide Prevention
Vehicle Extrication	Pump Panel Pointers	Technical Rescue
Water Rescue	Pipeline Safety	U.S.S Edson Walkthrough
Water Supply / Hose Streams / Salvage	Rail Car Incidents	Waste Sites & Illegal Dumping
	Structural Collapse	Vent – Enter - Search
	Swift Water Rescue	
	Tactics for the 1 st Due Engine	
	Thermal Imaging Cameras	
	Trench Rescue – Operations	

2019 Quick Incident Statistics

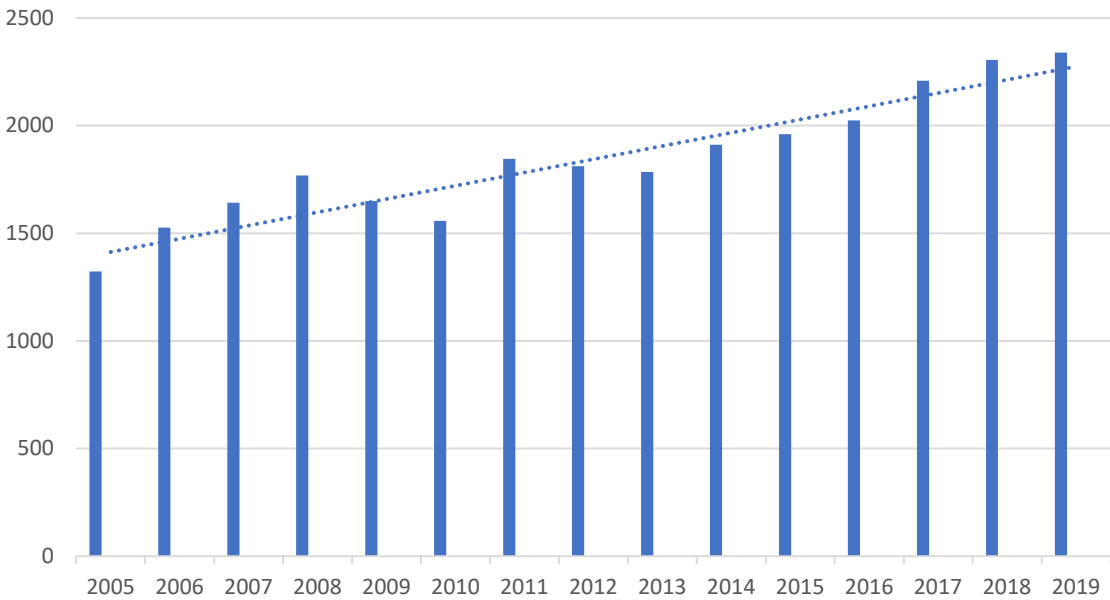
- EMS accounted for the largest percentage of our calls with 1698 medical calls.
- Good intent / false alarms accounted for 174 calls.
- The call percentage for Station 7 was 49% compared to Station 6 at 51%.
- 15 mutual aid calls, with five requests given and 10 received.
- Fire loss/pre-incident value:
 - Pre-incident value: \$3,384,557.00
 - Property / content loss: **\$662,333.00**
 - Property saved: **\$2,722,224.00**
- Overlapping runs – 603 (26%).
- Average response time: Emergent – 5.18 minutes and Non-emergent – 6.30 minutes.



10 Year Call Breakdown by Type



15 Year Call Volume Chart



2019 EMS Calls by Complaint

