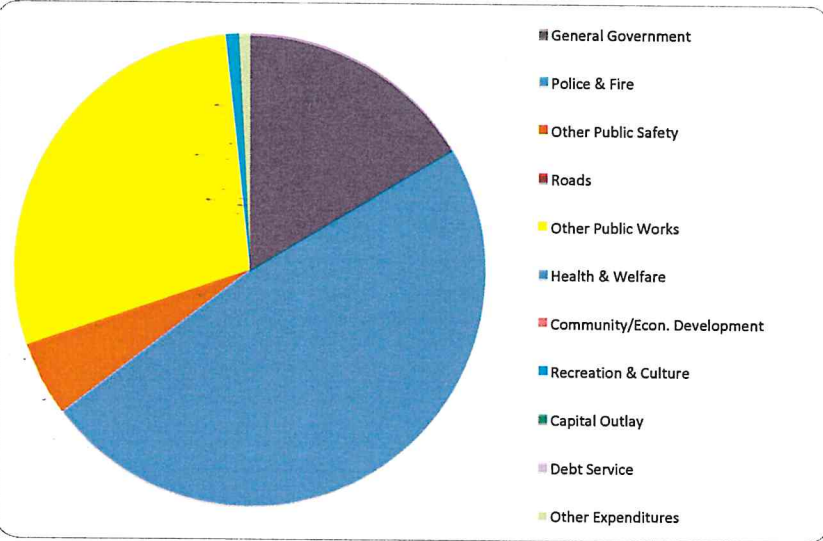


**CITIZEN'S GUIDE TO LOCAL UNIT FINANCES - Bangor Charter Township (010)**

**EXPENDITURES**

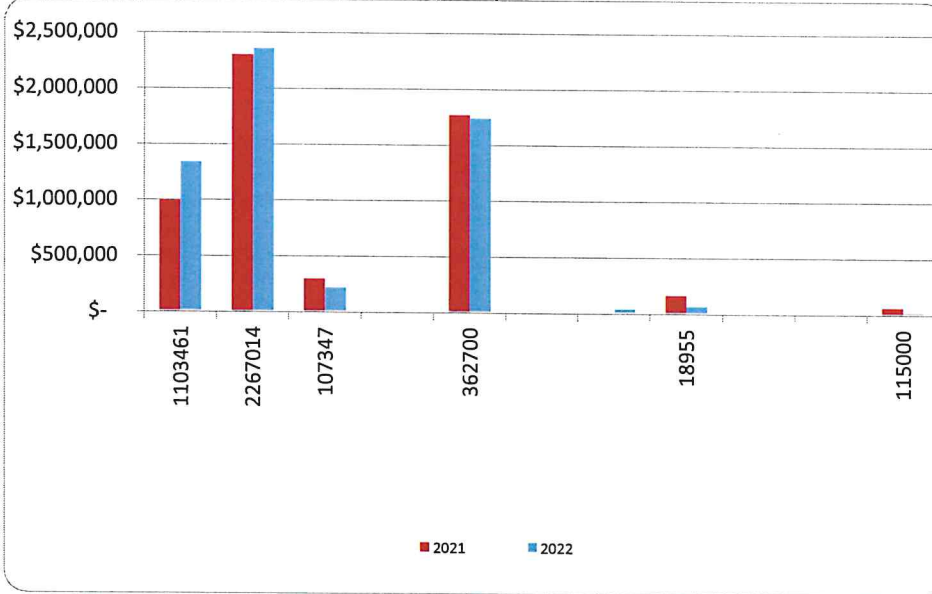
**1. Where we spend our money (all governmental funds)**



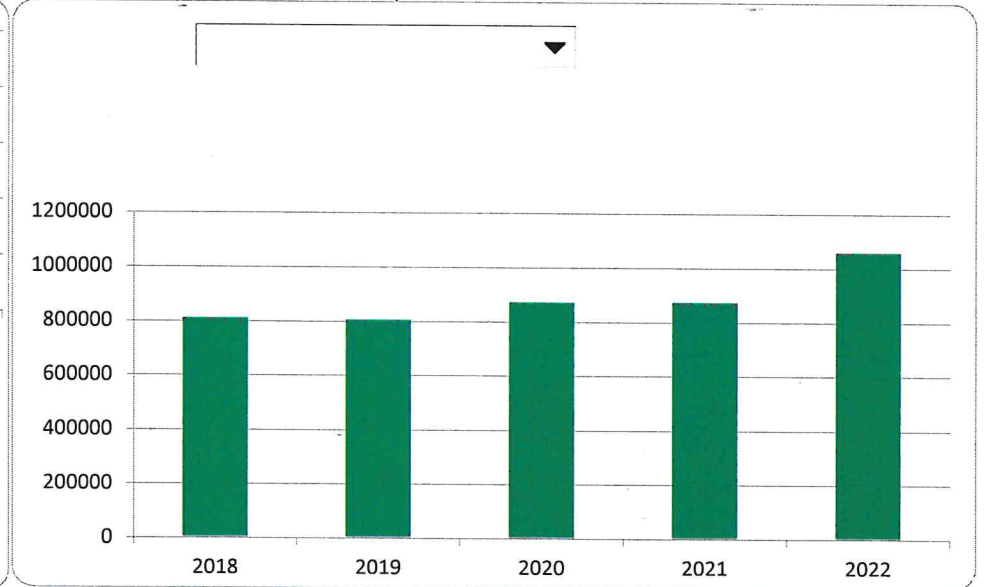
**2. Compared to the prior year**

	2021	2022	% change
General Government	\$ 977,000	\$ 1,322,000	35.31%
Police & Fire	\$ 2,283,000	\$ 2,339,000	2.45%
Other Public Safety	\$ 284,000	\$ 202,000	-28.87%
Roads	\$ -	\$ -	N/A
Other Public Works	\$ 1,751,000	\$ 1,722,000	-1.66%
Health & Welfare	\$ -	\$ -	N/A
Community/Econ. Development	\$ -	\$ 26,000	N/A
Recreation & Culture	\$ 150,000	\$ 51,000	-66.00%
Capital Outlay	\$ -	\$ -	N/A
Debt Service	\$ -	\$ -	N/A
Other Expenditures	\$ 48,000	\$ 3,000	-93.75%
<b>Total Expenditures</b>	<b>\$ 5,493,000</b>	<b>\$ 5,665,000</b>	<b>3.13%</b>

**3. Spending per capita - compared to the prior year**



**4. Historical trends of individual departments:**



Commentary:

#REF!