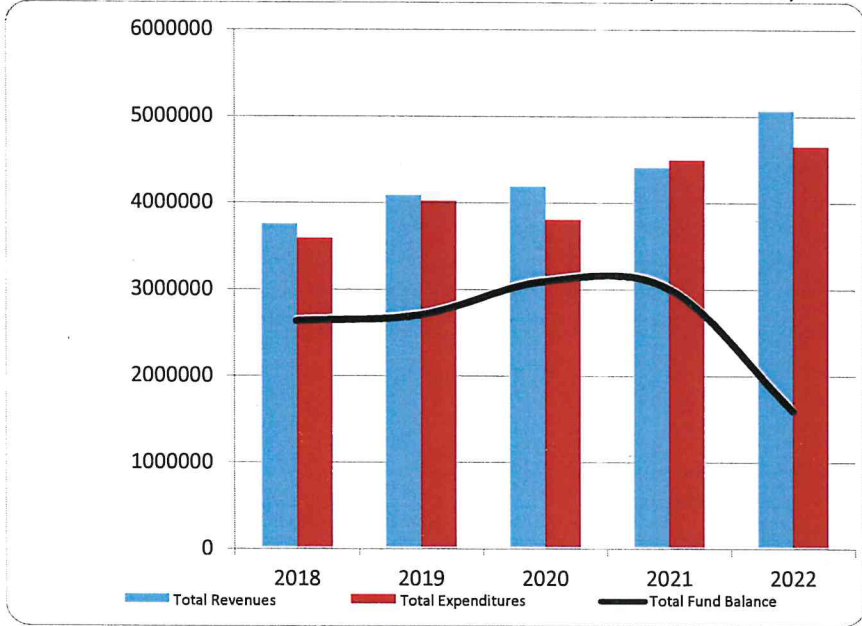


CITIZEN'S GUIDE TO LOCAL UNIT FINANCES - Bangor Charter Township (010)

1. How have we managed our governmental fund resources (fund balance)?

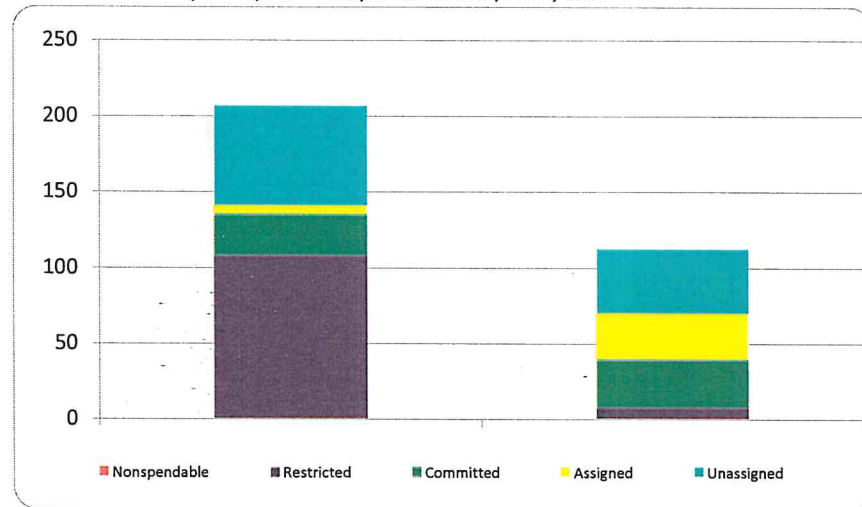


FINANCIAL POSITION

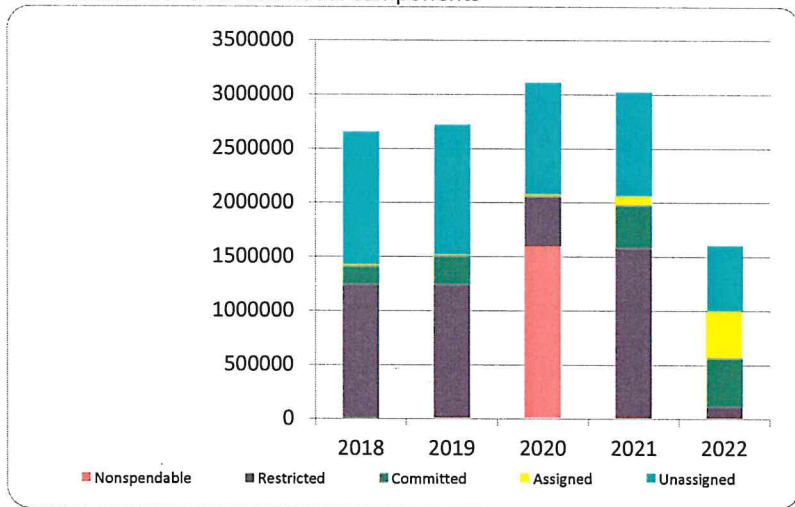
2. Compared to the prior year

	2021	2022	% change
Revenue	6,002,000	6,755,000	-12.55%
Expenditures	5,493,000	5,665,000	-3.13%
Surplus (shortfall)	509,000	1,090,000	-114.15%
Fund balance, by component:			N/A
Nonspendable	6,279	47,585	-657.84%
Restricted	353,793	772,830	-118.44%
Committed	363,919	369,418	-1.51%
Assigned	53,688	28,855	46.25%
Unassigned	2,262,087	2,898,924	-28.15%
total fund balance	<u>3,039,766</u>	<u>4,117,612</u>	-35.46%

3. Fund balance per capita - compared to the prior year



4. Historical trends of individual components



Commentary: