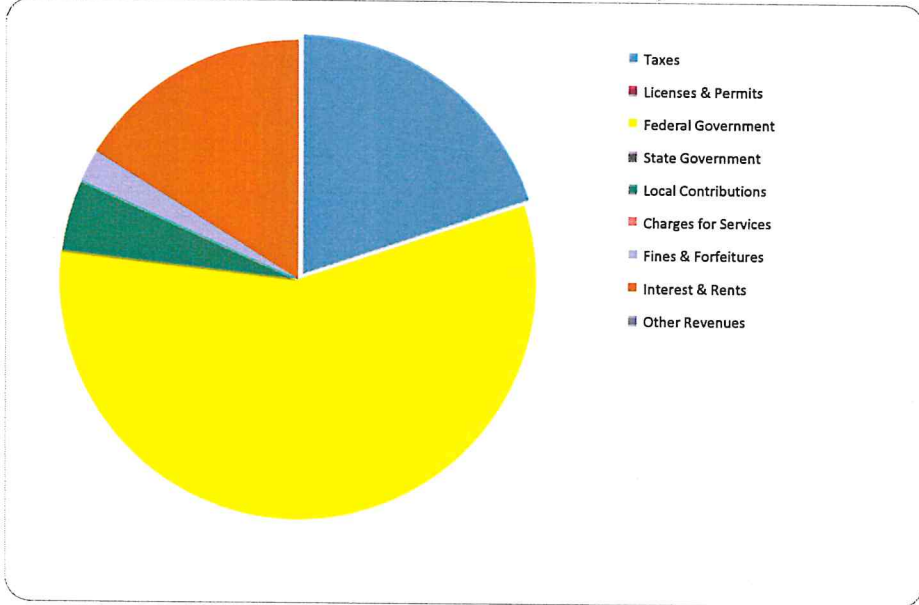


CITIZEN'S GUIDE TO LOCAL UNIT FINANCES - Bangor Charter Township (010)

REVENUES

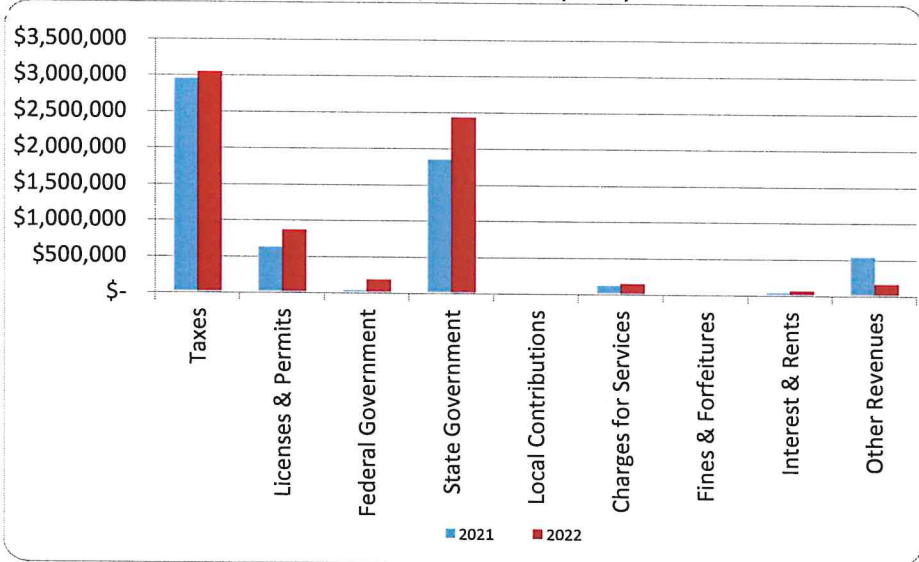
1. Where our money comes from (all governmental funds)



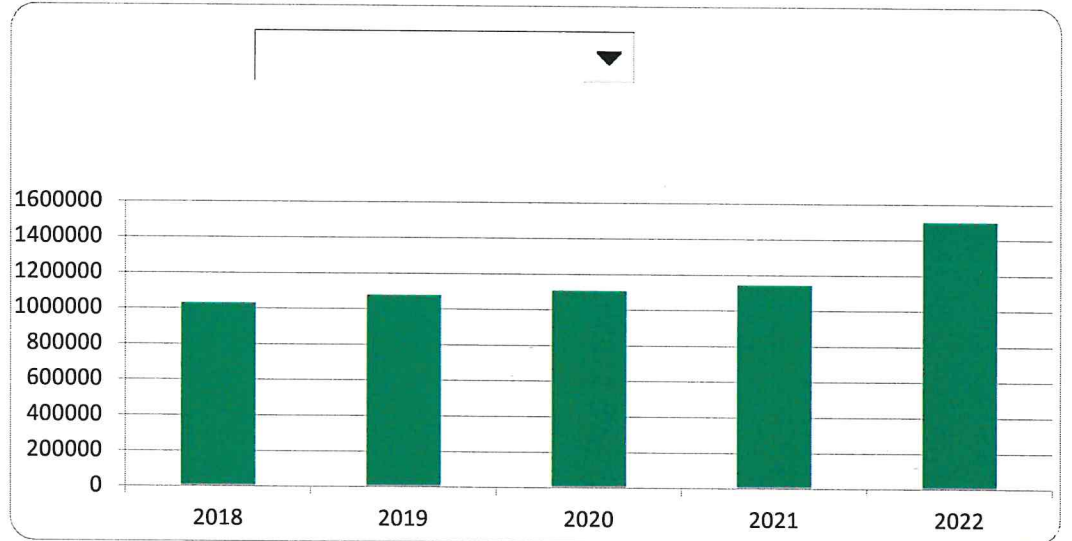
2. Compared to the prior year

	<u>2021</u>	<u>2022</u>	<u>% change</u>
Taxes	\$ 2,929,000	\$ 3,023,000	3.21%
Licenses & Permits	\$ 606,000	\$ 844,000	39.27%
Federal Government	\$ 8,000	\$ 164,000	1950.00%
State Government	\$ 1,825,000	\$ 2,405,000	31.78%
Local Contributions	\$ -	\$ -	N/A
Charges for Services	\$ 102,000	\$ 128,000	25.49%
Fines & Forfeitures	\$ -	\$ -	N/A
Interest & Rents	\$ 14,000	\$ 46,000	228.57%
Other Revenues	\$ 518,000	\$ 145,000	-72.01%
Total Revenues	\$ 6,002,000	\$ 6,755,000	12.55%

3. Revenue sources per capita - compared to the prior year



4. Historical trends of individual sources



Commentary: